
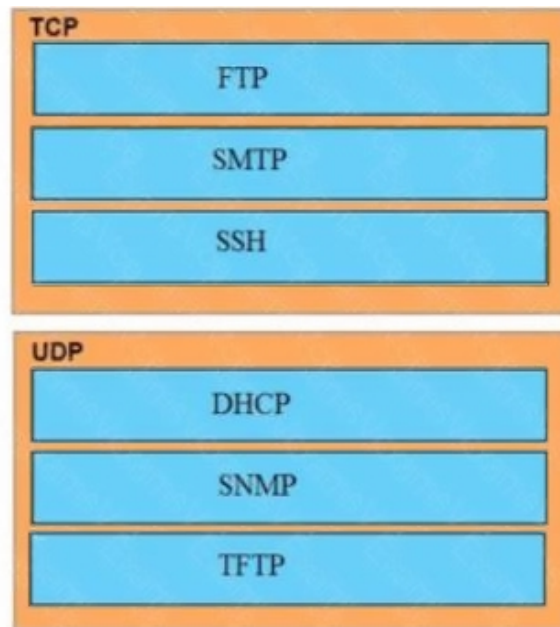


- DHCP
- FTP
- SMTP
- SSH
- SNMP
- TFTP



Correct Answer:

- DHCP
- FTP
- SMTP
- SSH
- SNMP
- TFTP



QUESTION 316

Refer to the exhibit. A packet is being sent across router R1 to host 172.16.0.14. What is the destination route for the packet?

```
R1# show ip route | begin gateway
Gateway of last resort is 209.165.200.246 to network 0.0.0.0
S* 0.0.0.0/0 [1/0] via 209.165.200.246, Serial0/1/0
   is directly connected, Serial0/1/0
   172.16.0.0/16 is variably subnetted, 2 subnets, 2 masks
S   172.16.3.0/24 [1/0] via 209.165.200.250, Serial0/0/0
O   172.16.3.0/28 [110/1] via 209.165.200.254, 00:00:28, Serial0/0/1
   209.165.200.0/24 is variably subnetted, 6 subnets, 2 masks
C   209.165.200.244/30 is directly connected, Serial0/1/0
L   209.165.200.245/32 is directly connected, Serial0/1/0
C   209.165.200.248/30 is directly connected, Serial0/0/0
L   209.165.200.249/32 is directly connected, Serial0/0/0
C   209.165.200.252/30 is directly connected, Serial0/0/1
L   209.165.200.253/32 is directly connected, Serial0/0/1
```

- A. 209.165.200.254 via Serial0/0/1
- B. 209.165.200.254 via Serial0/0/0
- C. 209.165.200.246 via Serial0/1/0
- D. 209.165.200.250 via Serial0/0/0

Correct Answer: A

QUESTION 317

What is the same for both copper and fiber interfaces when using SFP modules?

- A. They support an inline optical attenuator to enhance signal strength
- B. They provide minimal interruption to services by being hot-swappable
- C. They offer reliable bandwidth up to 100 Mbps in half duplex mode
- D. They accommodate single-mode and multi-mode in a single module

Correct Answer: B

QUESTION 318

Refer to the exhibit. If R1 receives a packet destined to 172.161.1, to which IP address does it send the packet?

```
R1#show ip route
#output suppressed

Gateway of last resort is 192.168.14.4 to network 0.0.0.0

C   172.16.1.128/25 is directly connected, GigabitEthernet1/1/0
C   192.168.12.0/24 is directly connected, FastEthernet0/0
C   192.168.13.0/24 is directly connected, FastEthernet0/1
C   192.168.14.0/24 is directly connected, FastEthernet1/0
C   172.16.16.1 is directly connected, Loopback1
   192.168.10.0/24 is variably subnetted, 3 subnets, 3 masks
O   192.168.10.0.24 [110/2] via 192.168.14.4, 00:02:01, FastEthernet1/0
O   192.168.10.32/27 [110/11] via 192.168.13.3, 00:00:52, FastEthernet0/1
O   192.168.0.0/16 [110/2] via 192.168.15.5, 00:05:01, FastEthernet1/1
D   192.168.10.1/32 [90/52778] via 192.168.12.2, 00:03:44, FastEthernet0/0
O*E2 0.0.0.0 [110/1] via 192.168.14.4, 00:00:10, FastEthernet1/0
```

- A. 192.168.12.2
- B. 192.168.13.3
- C. 192.168.14.4
- D. 192.168.15.5

Correct Answer: C

QUESTION 319

Which type of IPv6 address is publicly routable in the same way as IPv4 public address?

- A. global unicast
- B. link-local
- C. unique local
- D. multicast

Correct Answer: A

QUESTION 320

Which technology can prevent client devices from arbitrarily connecting to the network without state remediation?

- A. 802.1x
- B. IP Source Guard
- C. MAC Authentication Bypass
- D. 802.11n

Correct Answer: A

QUESTION 321

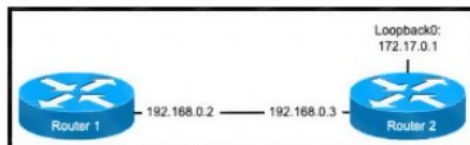
When a client and server are not on the same physical network, which device is used to forward requests and replies between client and server for DHCP?

- A. DHCP relay agent
- B. DHCP server
- C. DHCPDISCOVER
- D. DHCPOFFER

Correct Answer: A

QUESTION 322

Refer to the exhibit. The ntp server 192.168.0.3 command has been configured on router 1 to make it an NTP client of router 2. Which command must be configured on router 2 so that it operates in server-only mode and relies only on its internal clock?



- A. Router2(config)#ntp passive
- B. Router2(config)#ntp server 172.17.0.1
- C. Router2(config)#ntp master 4
- D. Router2(config)#ntp server 192.168.0.2

Correct Answer: B

Explanation:

[Download Full Version 200-301 Exam Dumps \(Updated in Feb/2023\)](#)

To use internal clock of this router, use any configured IP address in any interface of this router.

QUESTION 323

What are two reasons that cause late collisions to increment on an Ethernet interface? (Choose two)

- A. when the sending device waits 15 seconds before sending the frame again
- B. when the cable length limits are exceeded
- C. when one side of the connection is configured for half-duplex
- D. when Carrier Sense Multiple Access/Collision Detection is used
- E. when a collision occurs after the 32nd byte of a frame has been transmitted

Correct Answer: BC

Explanation:

The usual possible causes are full-duplex/half-duplex mismatch, exceeded Ethernet cable length limits, or defective hardware such as incorrect cabling, non-compliant number of hubs in the network, or a bad NIC.

QUESTION 324

What are two descriptions of three-tier network topologies? (Choose two)

- A. The core and distribution layers perform the same functions
- B. The access layer manages routing between devices in different domains
- C. The network core is designed to maintain continuous connectivity when devices fail.
- D. The core layer maintains wired connections for each host
- E. The distribution layer runs Layer 2 and Layer 3 technologies

Correct Answer: CE

QUESTION 325

What is a characteristic of private IPv4 addressing?

- A. traverse the Internet when an outbound ACL is applied
- B. issued by IANA in conjunction with an autonomous system number
- C. composed of up to 65.536 available addresses
- D. used without tracking or registration

Correct Answer: D

QUESTION 326

An implementer is preparing hardware for virtualization to create virtual machines on a host. What is needed to provide communication between hardware and virtual machines?

- A. hypervisor
- B. router
- C. straight cable
- D. switch

Correct Answer: A

QUESTION 327

Which two tasks must be performed to configure NTP to a trusted server in client mode on a single network device? (Choose two)

- A. Enable NTP authentication.
- B. Verify the time zone.
- C. Disable NTP broadcasts
- D. Specify the IP address of the NTP server
- E. Set the NTP server private key

Correct Answer: AD

Explanation:

<https://www.cisco.com/c/en/us/td/docs/switches/lan/catalyst4000/8-2glx/configuration/guide/ntp.html>

To configure authentication, perform this task in privileged mode: Step 1: Configure an authentication key pair for NTP and specify whether the key will be trusted or untrusted. Step 2: Set the IP address of the NTP server and the public key. Step 3: Enable NTP client mode. Step 4: Enable NTP authentication. Step 5: Verify the NTP configuration.

QUESTION 328

Which function is performed by DHCP snooping?

- A. propagates VLAN information between switches
- B. listens to multicast traffic for packet forwarding
- C. provides DDoS mitigation
- D. rate-limits certain traffic

Correct Answer: A

QUESTION 329

What is a similarity between 1000BASE-LX and 1000BASE-T standards?

- A. Both use the same data-link header and trailer formats
- B. Both cable types support LP connectors
- C. Both cable types support Rj-45 connectors
- D. Both support up to 550 meters between nodes

Correct Answer: A

Explanation:

"In computer networking, Gigabit Ethernet (GbE or 1 GigE) is the term applied to transmitting Ethernet frames at a rate of a gigabit per second." Both standards use Ethernet framing (same headers and trailers)

QUESTION 330

Which two primary drivers support the need for network automation? (Choose two.)

- A. Eliminating training needs
- B. Increasing reliance on self-diagnostic and self-healing
- C. Policy-derived provisioning of resources